



# NEPC PENSION MONITOR

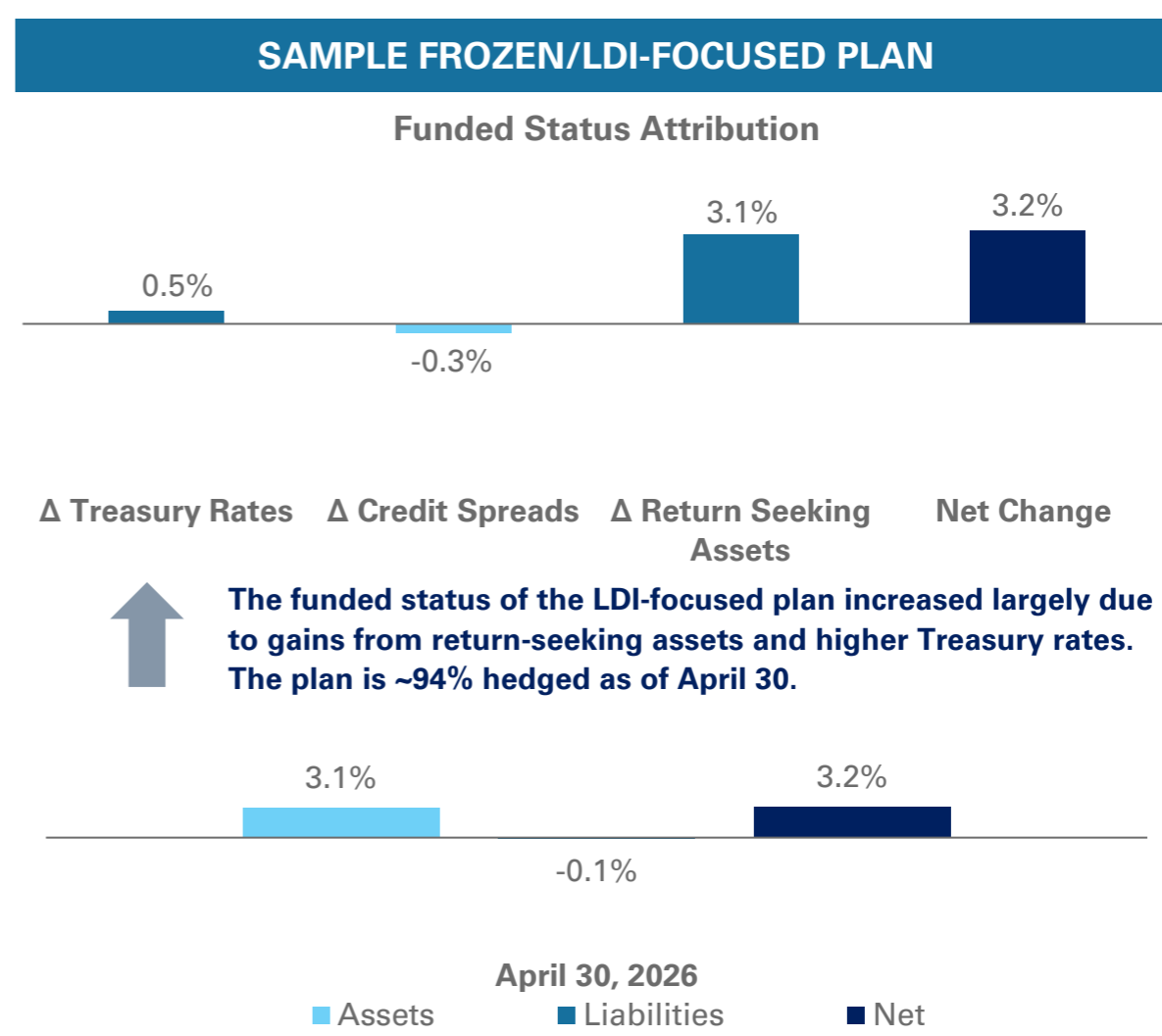
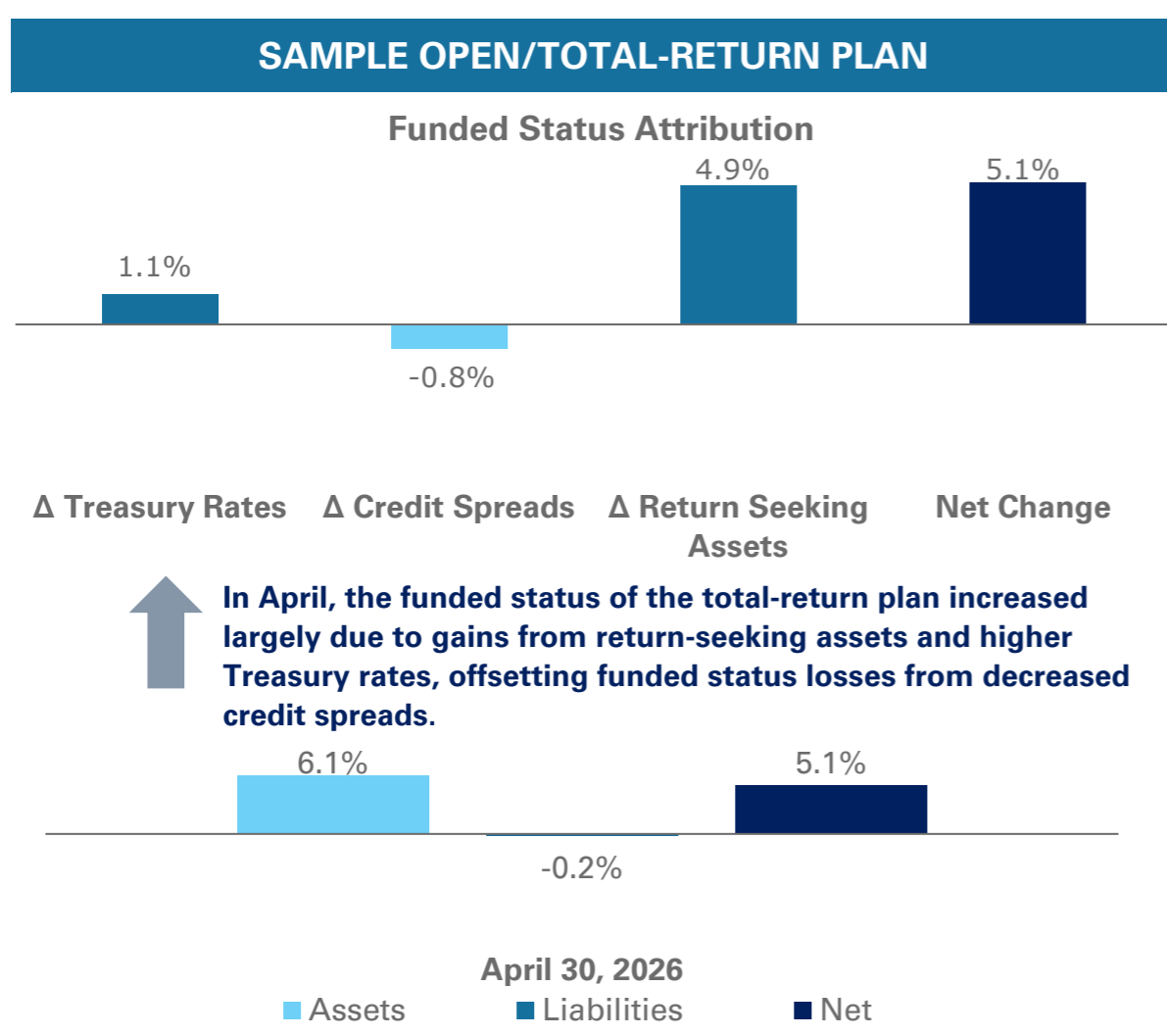
## APRIL 2026

In April, pension plan sponsors with allocations to global equities likely experienced an improvement in funded ratio. Funded status was only minimally impacted by changes in interest rates as discount rates were mostly flat as higher Treasury yields were offset by tighter corporate bond spreads. The funded status for the hypothetical total-return plan increased amid gains from return-seeking assets. The hypothetical LDI-focused plan saw a more modest increase in funded status. The Treasury yield curve shifted upwards over the month across all tenors; the 10- and 30-year yields increased to 4.40% and 4.97%, respectively.

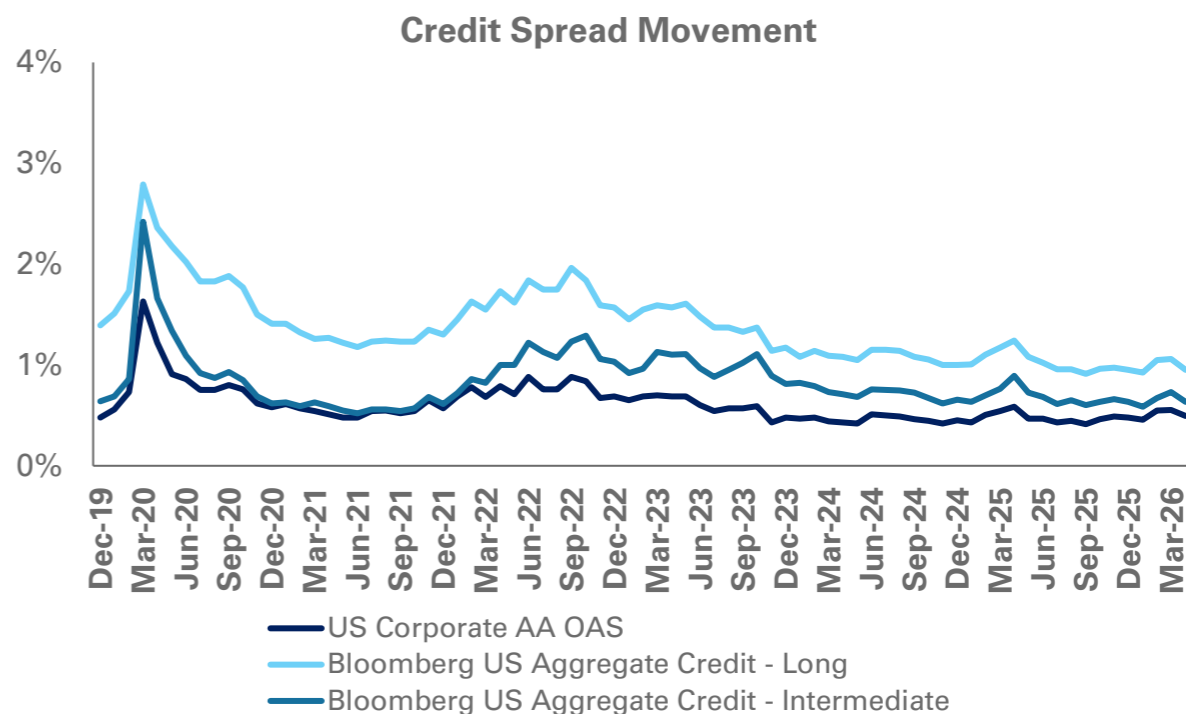
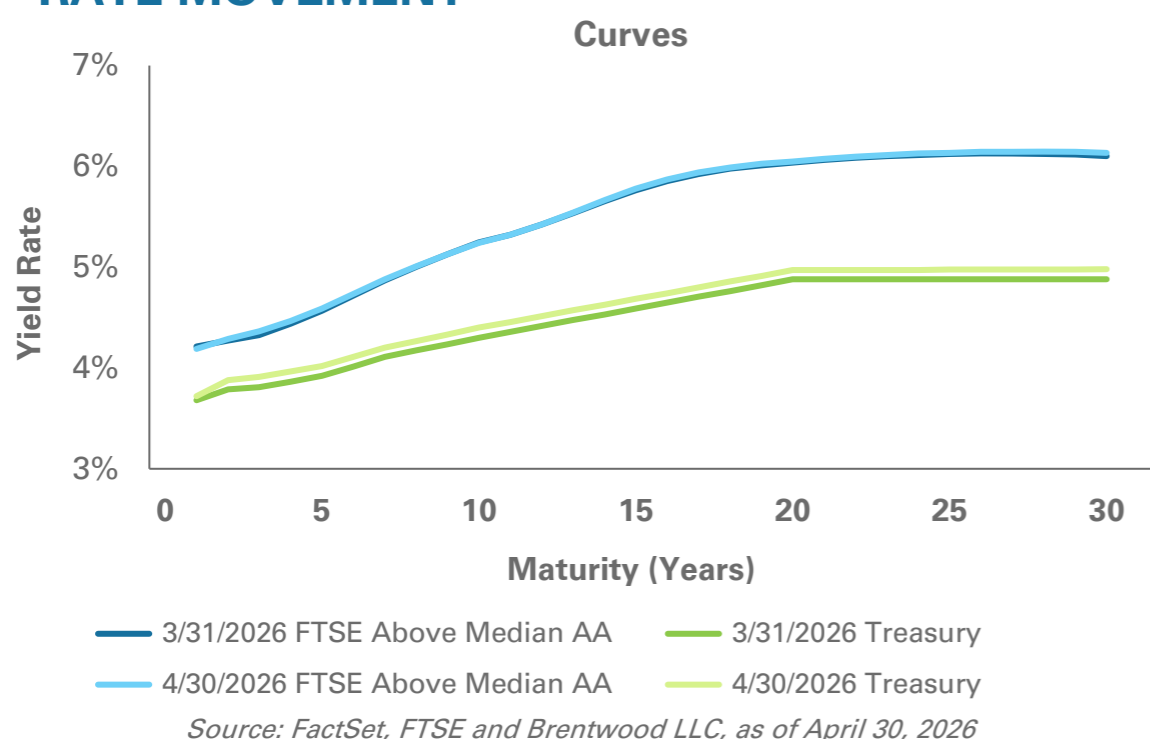
The discount rate for NEPC's hypothetical total-return pension plan rose one basis point to 5.80%, and the frozen LDI-focused plan increased two basis point to 5.58%. The total-return pension plan saw an increase in funded status of 5.10%, and funded status of the LDI-focused plan rose 3.20%.

We anticipate continued market volatility and the potential for market disruption. Plan sponsors should diligently monitor sources of change in funded status versus expectations, as equities and interest rates are likely to remain volatile. This includes closely observing interest-rate hedge ratios and allocating across the yield curve as interest rates change.

Source: FactSet, FTSE and Brentwood LLC, as of April 30, 2026



### RATE MOVEMENT



### RETIREE BUYOUT INDEX

The Buyout Index for retirees is estimated to be approximately **106.6%** of PBO, as of April 30, 2026

### RECENT INSIGHTS FROM NEPC

[The Art of Terminating a Corporate Pension Plan - Part 2](#)



# NEPC PENSION MONITOR

APRIL 2026

## RECENT CORPORATE PENSION HEADLINES

April marked a pause in any major news related to pension risk transfer litigation. Recent news for plan sponsors has been favorable with some notable dismissals though cases remain outstanding against four companies. In other pension litigation news, AT&T agreed to settle a class action lawsuit from 2020 alleging they shorted participants on their pension payments by using outdated mortality data.

*Sources:*  
Cohen Milstein. (2026, April 13). AT&T Strikes Deal to End Suit Over Pension Mortality Data. <https://www.cohenmilstein.com/att-strikes-deal-to-end-suit-over-pension-mortality-data/>

## DISCLOSURES

Past performance is no guarantee of future results. All investments carry some level of risk. Diversification and other asset allocation techniques do not ensure profit or protect against losses.

Liability returns are based on the FTSE Above Median Pension Discount Curve. Liabilities for the two sample plans are based on model benefit payments of two unique, hypothetical plans. The total-return plan reflects an open plan with a 13.5-year duration, while the LDI-focused plan represents a frozen plan with a 9-year duration as of December 31, 2025. The benefit payments are not rolled forward each month to maintain a stable demographic profile. No future benefit accruals or benefit payments are assumed in order to isolate the performance of plan's liabilities due to changes in interest rates. The funded status of each hypothetical plan was reset to 80% funded (Total-Return) and 100% funded (LDI-focused) as of December 31, 2025.

The total-return plan assumes an allocation of 60% global equity, 40% core bonds. The LDI-focused plan assumes an asset allocation of 30% global equity and 70% US IG credit and Treasuries constructed to match the beginning of year 90% hedge ratio, with a greater emphasis on hedging liability duration. Monthly rebalancing is assumed. We do not assume any fees, expenses, benefit payments or contributions are made during the year in order to isolate the impact of market returns on the hypothetical allocations. Net numbers are the sum of the funded status attributions for the sample Total Return and LDI-focused plans. The Treasury par yield curve rates are derived from input market prices, which are indicative quotations obtained by the Federal Reserve Bank of New York. The FTSE Pension Liability Index is derived from Pension Discount Curve (PDC). Rate movement provided compares the FTSE Above Median AA and Treasury yield curves between the current and prior month-end.

Indices are intended to illustrate general market performance. Comparisons shown are for informational purposes only, do not represent specific investments and are not a portfolio allocation recommendation. It is not possible to invest directly in an index. Yield rate has been derived from market prices and does not represent the performance of any actual, current or past portfolio investments. NEPC's Retiree Buyout Index is estimated using midpoint annuity purchase rates published by Brentwood Advisors, discounted against the cash flows of a sample retiree population, and compared with the same discounted cashflows using the FTSE Above Median Pension Discount Curve. Actual annuity pricing may vary substantially based on multiple factors. Asset benchmarks used to measure asset returns are sourced from FactSet: MSCI ACWI Index, Barclays Aggregate Index, Barclays Intermediate Gov/Credit Index, Barclays Long Gov/Credit Index, Barclays Long Credit Index, Barclays Long Treasury Index, Barclays US Aggregate Intermediate Credit spread, Barclays US Aggregate Long Credit spread, and US Corporate AA Option-Adjusted Spread.

The information herein has been prepared by NEPC, an affiliate of Hightower Advisors, and should not be considered a recommendation to purchase or sell any investment or pursue any specific investment strategy. The information should not be relied upon to make any investment decision and does not take into account the investment objectives, financial situation and particular needs of the recipient. Recipients of the information presented herein should neither treat nor rely on such information as advice relating to legal, taxation or investment matters and are advised to consult their own professional advisors. The opinions presented herein represent the good faith views of NEPC as of the date of receipt and are subject to change at any time. There can be no assurance regarding the accuracy of such views, including with respect to any forward-looking information or other commentary that is subject to uncertainty, future contingencies or other market factors. NEPC has prepared the information as general market commentary, market update and/or other general topics relating to portfolio construction and risk allocation. The information is not, and does not purport to be, a complete discussion of all relevant considerations, risks and other applicable factors. The performance information of any indices or strategies represented herein is based on third-party sources, and such performance information does not necessarily represent the performance or experience of any NEPC client.

The information in this report has been obtained from sources NEPC believes to be reliable. While NEPC has exercised reasonable professional care in preparing this report, we cannot guarantee the accuracy of all source information contained within. Neither NEPC nor any of its affiliates has any obligation to update the information contained herein. NEPC has prepared the information as general market commentary, market update and/or other general topics relating to portfolio construction and risk allocation. The information is not, and does not purport to be, a complete discussion of all relevant considerations, risks and other applicable factors. The performance information of any indices or strategies represented herein is based on third-party sources, and such performance information does not necessarily represent the performance or experience of any NEPC client. This presentation identifies potentials benefits relating to NEPC's services to its clients and/or its commentary regarding current market events and portfolio construction considerations. Any NEPC investment strategy also is subject to certain risks and limitations. Although NEPC believes it and its personnel may have certain competitive advantages regarding portfolio construction and management. There can be no guarantee that NEPC will be able to maintain such advantages over time, outperform third parties or the financial markets generally, implement its investment strategy or achieve its investment objectives for a client or avoid losses.